






Steel connector for connecting to large structures like scaffolding.
Double lever locking system ensures a high level of safety and ease of use.



Ref.	Product name	Weight							CE	ERC
		g	oz	kN	kN	mm	mm	mm		
2017	HOOK 54 mm	470	16.6	25		54	220	122	EN 362 A	•